




Single Assessment Institution-Level Pass Rate Data: Traditional Teacher Preparation Program Within IHE

		HEOA - Title II 2013 - 2014 Academic Year									
Institution Name		THE CATHOLIC UNIVERSITY									
Institution Code		5104									
State		District of Columbia									
							February 12, 2015				
							Statewide				
Assessment Information ¹	Group	Number Taking Assessment	Number Passing Assessment	Institutional Pass Rate	Institutional Average Scaled Score	Assessment Cut Score ²	Number Taking Assessment	Number Passing Assessment	Statewide Pass Rate	Statewide Average Scaled Score	
CORE ACADEMIC SKILLS FOR ED: MATH (5732) Test Company: ETS Score Range: 100-200	All enrolled students who have completed all nonclinical courses, 2013-14						1				
	Other enrolled students, 2013-14	1				150	18	14	78%	170	
	All program completers, 2013-14						29	24	83%	173	
	All program completers, 2012-13										
	All program completers, 2011-12										
CORE ACADEMIC SKILLS FOR ED: READING (5712) Test Company: ETS Score Range: 100-200	All enrolled students who have completed all nonclinical courses, 2013-14						1				
	Other enrolled students, 2013-14	1				156	18	18	100%	187	
	All program completers, 2013-14						30	30	100%	194	
	All program completers, 2012-13										
	All program completers, 2011-12										
CORE ACADEMIC SKILLS FOR ED: WRITING (5722) Test Company: ETS Score Range: 100-200	All enrolled students who have completed all nonclinical courses, 2013-14						1				
	Other enrolled students, 2013-14	2				162	21	21	100%	180	
	All program completers, 2013-14						30	30	100%	181	
	All program completers, 2012-13										
	All program completers, 2011-12										
EARLY CHILDHOOD CONTENT KNOWLEDGE (5022) Test Company: ETS Score Range: 100-200	All enrolled students who have completed all nonclinical courses, 2013-14										
	Other enrolled students, 2013-14	15	15	100%	178	165	33	30	91%	176	
	All program completers, 2013-14	10	10	100%	178	165	41	41	100%	178	
	All program completers, 2012-13	15	13	87%	176	165	56	53	95%	178	
	All program completers, 2011-12	3				165	24	24	100%	183	
ELEM ED CONTENT KNOWLEDGE (5014) Test Company: ETS Score Range: 100-200	All enrolled students who have completed all nonclinical courses, 2013-14						3				
	Other enrolled students, 2013-14						17	14	82%	164	
	All program completers, 2013-14	13	12	92%	163	145	32	31	97%	168	
	All program completers, 2012-13	9				145	58	56	97%	169	
	All program completers, 2011-12	6				145	67	65	97%	169	


Single Assessment Institution-Level Pass Rate Data: Traditional Teacher Preparation Program Within IHE

		<p align="center">HEOA - Title II 2013 - 2014 Academic Year</p>									
Institution Name		THE CATHOLIC UNIVERSITY									
Institution Code		5104									
State		District of Columbia									
Assessment Information ¹	Group	Number Taking Assessment	Number Passing Assessment	Institutional Pass Rate	Institutional Average Scaled Score	Assessment Cut Score ²	Number Taking Assessment	Number Passing Assessment	Statewide Pass Rate	Statewide Average Scaled Score	
ELEM ED MULTI SUBJ MATHEMATICS (5033) Test Company: ETS Score Range: 100-200	All enrolled students who have completed all nonclinical courses, 2013-14										
	Other enrolled students, 2013-14	16	8	50%	166	164	28	15	54%	166	
	All program completers, 2013-14						16	10	63%	166	
	All program completers, 2012-13										
	All program completers, 2011-12						1				
ELEM ED MULTI SUBJ READING LANG ARTS (5032) Test Company: ETS Score Range: 100-200	All enrolled students who have completed all nonclinical courses, 2013-14										
	Other enrolled students, 2013-14	16	15	94%	182	165	28	26	93%	183	
	All program completers, 2013-14						16	15	94%	181	
	All program completers, 2012-13										
	All program completers, 2011-12						1				
ELEM ED MULTI SUBJ SCIENCES (5035) Test Company: ETS Score Range: 100-200	All enrolled students who have completed all nonclinical courses, 2013-14										
	Other enrolled students, 2013-14	16	12	75%	167	159	28	20	71%	168	
	All program completers, 2013-14						16	14	88%	173	
	All program completers, 2012-13										
	All program completers, 2011-12						1				
ELEM ED MULTI SUBJ SOCIAL STUDIES (5034) Test Company: ETS Score Range: 100-200	All enrolled students who have completed all nonclinical courses, 2013-14										
	Other enrolled students, 2013-14	16	14	88%	169	155	28	23	82%	170	
	All program completers, 2013-14						16	14	88%	174	
	All program completers, 2012-13										
	All program completers, 2011-12						1				
ENG LANG LIT COMP CONTENT KNOWLEDGE (0041) Test Company: ETS Score Range: 100-200	All enrolled students who have completed all nonclinical courses, 2013-14										
	Other enrolled students, 2013-14						4				
	All program completers, 2013-14	1				160	8				
	All program completers, 2012-13	1				160	21	21	100%	178	
	All program completers, 2011-12	1				160	25	25	100%	180	

Single Assessment Institution-Level Pass Rate Data: Traditional Teacher Preparation Program Within IHE

		<p align="center">HEOA - Title II 2013 - 2014 Academic Year</p>								
Institution Name		THE CATHOLIC UNIVERSITY								
Institution Code		5104								
State		District of Columbia								
February 12, 2015										
Assessment Information ¹	Group	Number Taking Assessment	Number Passing Assessment	Institutional Pass Rate	Institutional Average Scaled Score	Assessment Cut Score ²	Number Taking Assessment	Number Passing Assessment	Statewide Pass Rate	Statewide Average Scaled Score
ENG LANG LIT COMP PEDAGOGY (0043) Test Company: ETS Score Range: 100-200	All enrolled students who have completed all nonclinical courses, 2013-14									
	Other enrolled students, 2013-14						2			
	All program completers, 2013-14									
	All program completers, 2012-13						1			
	All program completers, 2011-12	1				150	19	18	95%	160
ENGLISH LANGUAGE ARTS: CK (5038) Test Company: ETS Score Range: 100-200	All enrolled students who have completed all nonclinical courses, 2013-14									
	Other enrolled students, 2013-14						1			
	All program completers, 2013-14	2				167	13	12	92%	183
	All program completers, 2012-13									
	All program completers, 2011-12						1			
MATHEMATICS CONTENT KNOWLEDGE (0061) Test Company: ETS Score Range: 100-200	All enrolled students who have completed all nonclinical courses, 2013-14									
	Other enrolled students, 2013-14						2			
	All program completers, 2013-14	1				141	10	8	80%	158
	All program completers, 2012-13						9			
	All program completers, 2011-12	2				141	24	22	92%	159
MATHEMATICS PEDAGOGY (0065) Test Company: ETS Score Range: 100-200	All enrolled students who have completed all nonclinical courses, 2013-14									
	Other enrolled students, 2013-14									
	All program completers, 2013-14						1			
	All program completers, 2012-13						1			
	All program completers, 2011-12	1				135	15	15	100%	171
MUSIC CONTENT KNOWLEDGE (0113) Test Company: ETS Score Range: 100-200	All enrolled students who have completed all nonclinical courses, 2013-14						7			
	Other enrolled students, 2013-14	1				161	1			
	All program completers, 2013-14	4				161	5			
	All program completers, 2012-13						5			
	All program completers, 2011-12									

Single Assessment Institution-Level Pass Rate Data: Traditional Teacher Preparation Program Within IHE

		HEOA - Title II 2013 - 2014 Academic Year														
Institution Name		THE CATHOLIC UNIVERSITY														
Institution Code		5104														
State		District of Columbia														
							February 12, 2015									
Assessment Information ¹							Statewide									
							Group	Number Taking Assessment	Number Passing Assessment	Institutional Pass Rate	Institutional Average Scaled Score	Assessment Cut Score ²	Number Taking Assessment	Number Passing Assessment	Statewide Pass Rate	Statewide Average Scaled Score
PRAXIS I MATHEMATICS (0730) Test Company: ETS Score Range: 150-190							All enrolled students who have completed all nonclinical courses, 2013-14						16	11	69%	176
							Other enrolled students, 2013-14	23	23	100%	181	174	152	136	89%	178
							All program completers, 2013-14	14	13	93%	180	174	160	152	95%	180
							All program completers, 2012-13	24	20	83%	178	174	248	230	93%	180
							All program completers, 2011-12	18	18	100%	182	174	245	237	97%	181
PRAXIS I READING (0710) Test Company: ETS Score Range: 150-190							All enrolled students who have completed all nonclinical courses, 2013-14						15	14	93%	175
							Other enrolled students, 2013-14	23	23	100%	180	172	149	142	95%	179
							All program completers, 2013-14	14	13	93%	179	172	157	153	97%	181
							All program completers, 2012-13	24	21	88%	177	172	246	239	97%	180
							All program completers, 2011-12	18	18	100%	181	172	244	241	99%	181
PRAXIS I WRITING (0720) Test Company: ETS Score Range: 150-190							All enrolled students who have completed all nonclinical courses, 2013-14						19	16	84%	173
							Other enrolled students, 2013-14	55	55	100%	179	171	219	213	97%	177
							All program completers, 2013-14	37	37	100%	178	171	198	195	98%	178
							All program completers, 2012-13	28	26	93%	178	171	252	248	98%	178
							All program completers, 2011-12	18	18	100%	181	171	248	243	98%	178
PRINC LEARNING AND TEACHING 5-9 (5623) Test Company: ETS Score Range: 100-200							All enrolled students who have completed all nonclinical courses, 2013-14									
							Other enrolled students, 2013-14									
							All program completers, 2013-14	1				160	5			
							All program completers, 2012-13	1				160	10	10	100%	176
							All program completers, 2011-12						3			
PRINC LEARNING AND TEACHING 7-12 (5624) Test Company: ETS Score Range: 100-200							All enrolled students who have completed all nonclinical courses, 2013-14						11	8	73%	160
							Other enrolled students, 2013-14	1				157	19	19	100%	178
							All program completers, 2013-14	7				157	94	93	99%	178
							All program completers, 2012-13	3				157	86	85	99%	178
							All program completers, 2011-12	4				157	44	43	98%	176

Single Assessment Institution-Level Pass Rate Data: Traditional Teacher Preparation Program Within IHE




**HEOA - Title II
2013 - 2014 Academic Year**

Institution Name	THE CATHOLIC UNIVERSITY
Institution Code	5104
State	District of Columbia

February 12, 2015

Assessment Information ¹	Group	Number Taking Assessment	Number Passing Assessment	Institutional Pass Rate	Institutional Average Scaled Score	Assessment Cut Score ²	Statewide			
							Number Taking Assessment	Number Passing Assessment	Statewide Pass Rate	Statewide Average Scaled Score
PRINC LEARNING AND TEACHING EARLY CHILD (5621) Test Company: ETS Score Range: 100-200	All enrolled students who have completed all nonclinical courses, 2013-14									
	Other enrolled students, 2013-14	9				157	21	20	95%	169
	All program completers, 2013-14	8				157	49	49	100%	174
	All program completers, 2012-13	12	12	100%	175	157	54	54	100%	174
	All program completers, 2011-12	3				157	28	28	100%	173
PRINC LEARNING AND TEACHING K-6 (5622) Test Company: ETS Score Range: 100-200	All enrolled students who have completed all nonclinical courses, 2013-14						3			
	Other enrolled students, 2013-14						11	10	91%	174
	All program completers, 2013-14	14	14	100%	181	160	78	74	95%	178
	All program completers, 2012-13	9				160	70	68	97%	178
	All program completers, 2011-12	4				160	53	51	96%	174
SE CORE KNOWLEDGE & APPLICATIONS (5354) Test Company: ETS Score Range: 100-200	All enrolled students who have completed all nonclinical courses, 2013-14						1			
	Other enrolled students, 2013-14	4				151	23	23	100%	168
	All program completers, 2013-14	3				151	36	36	100%	173
	All program completers, 2012-13	7				151	62	62	100%	175
	All program completers, 2011-12						30	30	100%	172
SOCIAL STUDIES CONTENT KNOWLEDGE (0081) Test Company: ETS Score Range: 100-200	All enrolled students who have completed all nonclinical courses, 2013-14						2			
	Other enrolled students, 2013-14	3				155	13	12	92%	175
	All program completers, 2013-14	4				155	29	29	100%	178
	All program completers, 2012-13	3				155	25	23	92%	174
	All program completers, 2011-12	5				155	30	30	100%	180

Single Assessment Institution-Level Pass Rate Data: Traditional Teacher Preparation Program Within IHE

		HEOA - Title II 2013 - 2014 Academic Year								
Institution Name		THE CATHOLIC UNIVERSITY								
Institution Code		5104								
State		District of Columbia								
Assessment Information ¹	Group	Number Taking Assessment	Number Passing Assessment	Institutional Pass Rate	Institutional Average Scaled Score	Assessment Cut Score ²	Number Taking Assessment	Number Passing Assessment	Statewide Pass Rate	Statewide Average Scaled Score
SOCIAL STUDIES PEDAGOGY (0084) Test Company: ETS Score Range: 100-200	All enrolled students who have completed all nonclinical courses, 2013-14									
	Other enrolled students, 2013-14									
	All program completers, 2013-14						1			
	All program completers, 2012-13	1				169	3			
	All program completers, 2011-12	2				169	16	14	88%	182
SPANISH WORLD LANGUAGE (5195) Test Company: ETS Score Range: 100-200	All enrolled students who have completed all nonclinical courses, 2013-14									
	Other enrolled students, 2013-14						2			
	All program completers, 2013-14						1			
	All program completers, 2012-13	1				168	4			
	All program completers, 2011-12						3			
THEATRE (DISCONTINUED) (0640) Test Company: ETS Score Range: 250-990	All enrolled students who have completed all nonclinical courses, 2013-14									
	Other enrolled students, 2013-14									
	All program completers, 2013-14									
	All program completers, 2012-13	1				600	1			
	All program completers, 2011-12									
THEATRE (0641) Test Company: ETS Score Range: 100-200	All enrolled students who have completed all nonclinical courses, 2013-14									
	Other enrolled students, 2013-14						1			
	All program completers, 2013-14	1				157	1			
	All program completers, 2012-13									
	All program completers, 2011-12	1				157	1			

Note: In cases where there are less than ten students taking the assessment or license/certificate, the number passing and pass rate are not reported.

¹Tests with multiple delivery options (computer, paper, etc.) will be noted with the assessment code for one format only.

²Cut scores may vary for groups depending upon when the cut scores are established by the state and when each group completed their teacher certification or licensure assessment.